

ST. BARBARA PARISH FINANCIAL REPORT

July 1, 2016 – June 30, 2017

	2016 Actual	2017 Actual	2018 Budget
Operating Revenue			
Sunday Collections (incl. Christmas, Easter)	\$395,385	\$359,223	\$381,100
Religious Education	\$ 51,180	\$ 39,064	\$ 41,755
Rental Income	\$ 7,005	\$ 6,060	\$ 6,500
Fees/Miscellaneous	\$100,668	\$129,919	\$ 90,050
Total Operating Revenue	\$554,238	\$534,267	\$519,405
Operating Expenses			
Salaries/Benefits	\$288,604	\$276,253	\$283,844
Archdiocesan Assessments	\$ 99,380	\$ 95,034	\$ 93,233
Building Expenses	\$109,817	\$ 93,866	\$106,630
Religious Education	\$ 25,466	\$ 24,705	\$ 23,500
Other	\$ 23,404	\$ 41,841	\$ 34,200
Total Operating Expenses	\$546,671	\$531,699	\$541,407
Extraordinary Revenues and (Expenses)			
Sharing Collections (St. Martins de Pores)	\$ 4,531	\$ 4,142	
Sharing Collection Disbursed	(\$ 4,531)	(\$)	paid after June 30, 2017
Arch Required Collections	\$16,847	\$21,249	
Arch Required Collection Disbursed	(\$16,448)	(\$19,133)	
Estates, Bequests & Memorials	\$ n/a	\$25,000	
Annual Catholic Appeal Rebate	\$ 8,544	\$15,888	
To Teach Who Christ Is Campaign	\$ n/a	\$31,289	
Capital Collections (First Fruits)	\$81,965	\$25,269	
Capital Improvements (First Fruits)	(\$ 3,450)	(\$ 1,290)	
Net Extraordinary Income	\$87,095	\$102,414	
Net Income	\$94,660	\$104,982	

Our Average weekly collection is \$6,550, and is received through GiveCentral, envelopes, checks and loose money. Loose Money is money thrown in collection baskets not in an envelope and not designated to any one family. The weekly loose money total from all Masses averages about \$1,010 – this is not included on the chart above, because it is not trackable.

ST. BARBARA BY THE NUMBERS

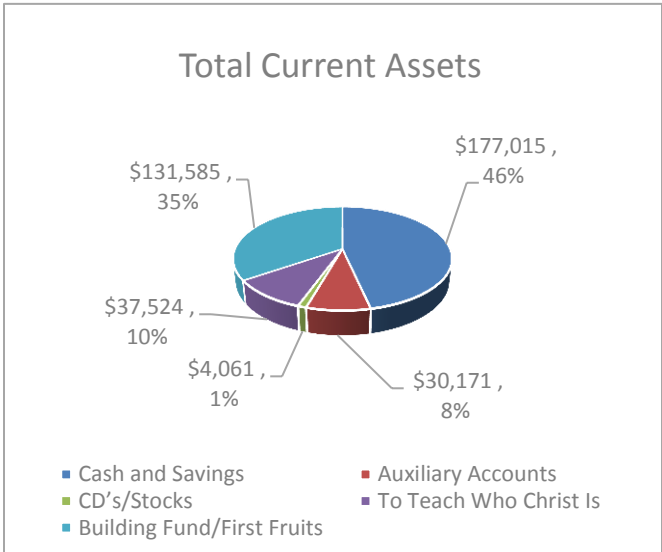
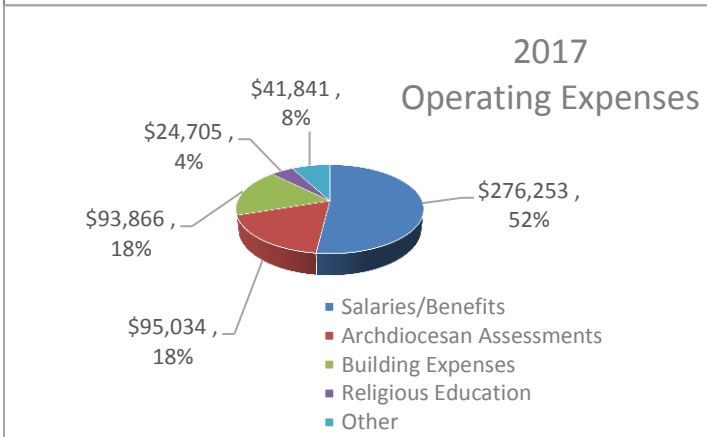
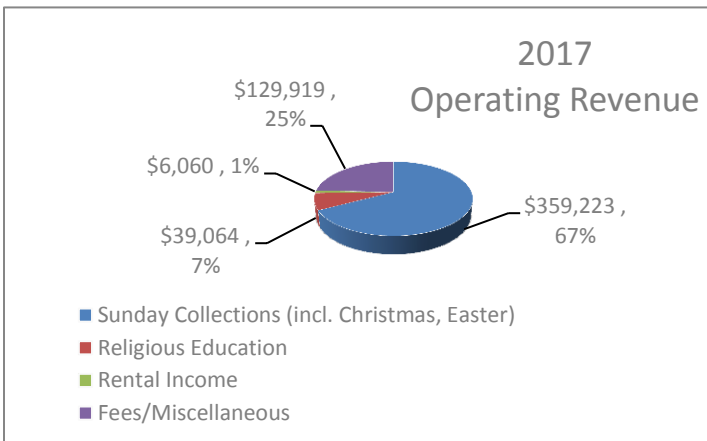
	2016	2017		2016	2017
Registered Households	1,600	1,477	Average Mass Attendance	679	687
Registered Persons	4,800	4,542	Baptisms	45	34
Religious Ed Students	255	196	First Communions	83	57
			Confirmations	45	53
			Marriages	8	10
			Funerals	50	51

SAVINGS AND INVESTMENTS

	Balance June 2016	Balance June 2017
Unrestricted Funds		
Cash and Savings	\$150,339	\$177,015
Auxiliary Accounts	<u>\$ 39,589</u>	<u>\$ 30,172</u>
Total Cash	\$189,928	\$207,187
Operating Savings		
CD's/Stocks	\$ 4,024	\$ 4,061
* To Teach Who Christ Is	<u> n/a</u>	<u>\$37,524</u>
Total Operating Savings	\$ 4,024	\$41,585
Long Term Restricted Savings		
* Building Fund/First Fruits	<u>\$80,713</u>	<u>\$131,585</u>
	\$80,713	\$131,585
Total Current Assets	\$274,665	\$380,357

Unrestricted Funds
These funds can be used for regular expenses.

*** Restricted Savings**
These funds can be used only for specific, named purposes: i.e.; money collected for First Fruits or Capital Campaigns.



To join GiveCentral or to request to use envelopes:
www.stbarbarabrookfield.org
 Call Angela Lawler 708.485.2900

WHAT CAN YOU DO?

- Pray**, making gratitude the heart of your prayers.
- Consider** your level of giving to St. Barbara.
- Commit** to continuing the same level OR to increase your weekly/monthly offering if possible.
- Regularize** your giving if you haven't been contributing consistently. Use your weekly envelope, or join GiveCentral our automated donation program.